

# Liberty Pumps®

## PC441-Series



### Sump Pump Combo Series

*Pre-assembled Primary  
Pump and Battery  
Back-up System*

*Compact design provides  
secure basement protection*

*Drop-in-the-pit ready*

#### **Features:**

- Fully assembled and automatic operation
- Primary pumps available in 1/3 or 1/2 hp
- Ready to connect to 1-1/2" discharge
- Provides uninterrupted pumping in the event of power outage or main pump failure
- Compact profile will fit minimum 15" diameter sump pits
- Back-up Pump (Model 441) offers advanced energy efficient 1000mA switch mode charger
- Meets California CEC standards
- Self-resetting 24 hour silence
- Audible and visual alarm warns of backup pump operation
- System includes primary pump check valve and back-up pump check valve

#### **Models:**

PC237-441 1/3 hp (Model 237 and 441)

PC257-441 1/3 hp (Model 257 and 441)

PC457-441 1/2 hp (Model 457 and 441)

PCS37-441 1/3 hp (Model S37 and 441)

innovate. evolve.

Liberty Pumps  
**StormCell**  
Battery Recommended

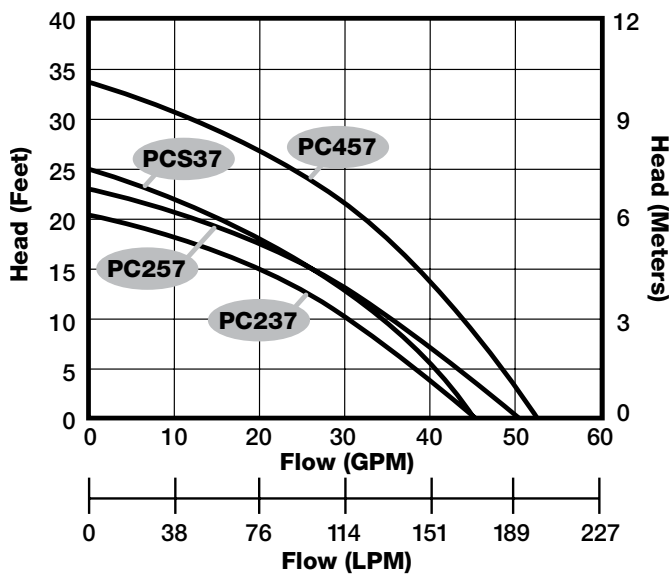
# PC-SERIES

## SUMP PUMP COMBO SERIES

Models	Description	Primary Pump	Back-up Pump	System Weight
PC237-441	1/3 hp (Model 237 and 441)	115 V, 5.2 amp	12 VDC 1000 mA	23 lbs.
PC257-441	1/3 hp (Model 257 and 441)	115 V, 5.2 amp	12 VDC 1000 mA	35 lbs.
PC457-441	1/2 hp (Model 457 and 441)	115 V, 7.3 amp	12 VDC 1000 mA	25 lbs.
PCS37-441	1/3 hp (Model S37 and 441)	115 V, 6.2 amp	12 VDC 1000 mA	26 lbs.

Minimum pit size for all above systems 15" diameter x 18" deep  
 For complete primary pump specifications see appropriate 230-Series, 250-Series, or 450-Series literature.  
 For complete back-up pump specifications see model 441 literature.

### PRIMARY PUMP PERFORMANCE



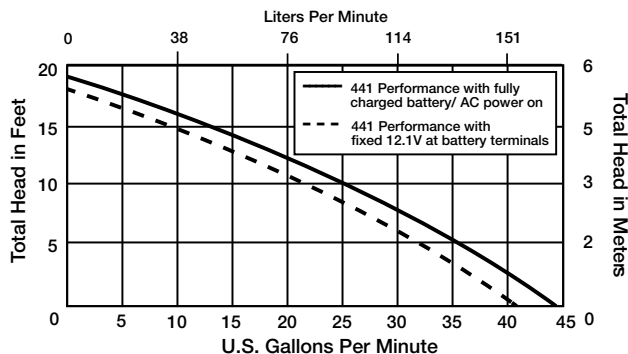
### Included in complete system

- Primary Pump, 115 V
- 441 Back-up Pump, 12 VDC
- 1-1/2" PVC piping with rubber coupler between primary pump and back-up pump (rubber coupler provides easy removal and serviceability of back-up pump)
- Check valve included on primary pump and back-up pump
- Completely assembled
- Maximum fluid temperature 140° F
- Battery not included. 12 volt marine-type deep cycle battery recommended. (Group 27 or 31 AGM or Wet Cell compatible)

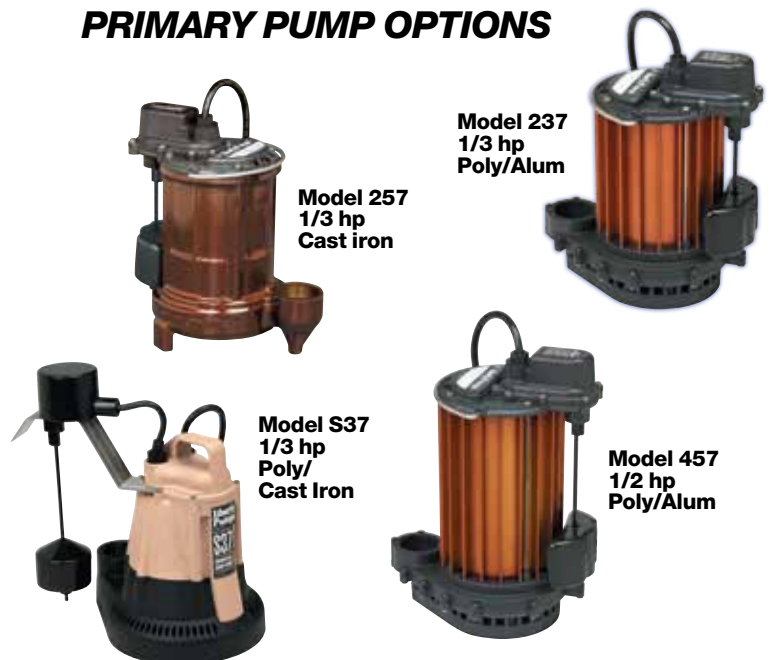
For optimum performance, Liberty StormCell® batteries recommended

### BACK-UP PUMP PERFORMANCE

Model 441



### PRIMARY PUMP OPTIONS



Specifications subject to change without notice.